



Monthly returns (Net) (%)

	Jan	Feb	Mar	Apr	May	Jun	Jul	Aug	Sep	Oct	Nov	Dec	Year
2019			0.8	5.8	(2.7)	4.4	2.8	1.5	(0.5)	(0.7)	4.9	(1.4)	15.4
2020	6.0	(2.6)	(8.9)	2.0	3.6	(2.5)	1.5	3.8	(0.3)	(1.1)	3.5	(0.3)	3.8
2021	6.1	2.9	5.4	5.9	(0.2)	5.5	3.4	4.6	(4.1)	1.1	3.8	1.1	41.1
2022	(4.1)	(5.6)	(4.3)	(3.6)	(0.4)	(6.4)	10.2	(4.3)	(5.5)	7.1	1.3	(6.3)	(21.1)
2023	5.4	1.4	6.4	1.9									15.9

L1 Capital International

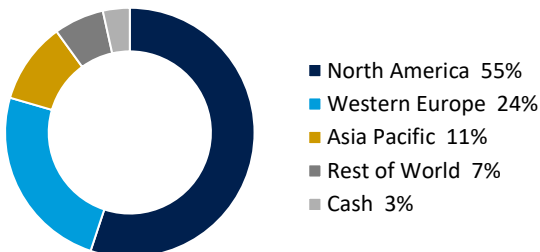
L1 Capital International is an independent active manager of global equities. We apply a detailed investment process built on a fundamental assessment of quality and value. We aim to deliver attractive risk-adjusted returns by investing in high quality companies that have favourable cashflow-based valuations in well-structured industries. Capital preservation over the investment horizon is central to our investment philosophy and process. We view risk as a permanent loss of capital as opposed to volatility in share prices.

Investment Philosophy

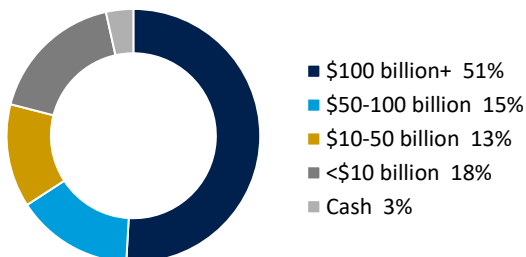
L1 Capital International will generally invest in businesses we consider:

- Operate in well structured, growing industries
- Have durable business models
- Have aligned management with a strong capital allocation track record
- Generate growing free cashflow
- Demonstrate an ability to sustain high returns on invested capital
- Have proactive, favourable ESG policies and practices
- Management can either reinvest capital at attractive incremental returns and/or return excess capital efficiently to shareholders
- Operate with a conservative balance sheet and funding structure

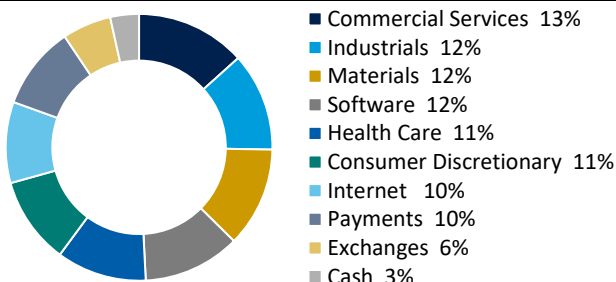
Revenue Exposure by Region¹



Market Capitalisation Exposure (in US\$)



Sector Exposure²



Fund performance (Net) (%)

	Fund	Index**	Alpha
1 Month	1.9	3.1	(1.2)
1 Year	9.4	11.0	(1.5)
3 Years p.a.	11.8	12.7	(1.0)
Since Inception p.a.	11.0	11.2	(0.2)
Since inception cumulative	54.6	55.6	(1.0)

* Inception is 1 Mar 2019. Rounded to one decimal place. Numbers may not add due to rounding. ** MSCI World Net Total Return Index in A\$. Returns measured from Index close on 1 Mar 2019.

Top 10 holdings (In alphabetical order)

Company	Sector
Amazon	Consumer Discretionary / Internet
Booking	Consumer Discretionary
CRH	Building Products
Eagle Materials	Building Products
Graphic Packaging International	Industrials
Intuit	Software
Marsh & McLennan	Commercial Services
Mastercard	Payments
Microsoft	Software
UnitedHealth Group	Health Care

1. Revenue by region is internally estimated on a look through basis based on the underlying revenues of the individual companies held in the portfolio. 2. Sector exposure is defined by L1 Capital International to best describe the nature of the underlying businesses. Past performance should not be taken as an indicator of future performance.



L1 CAPITAL
INTERNATIONAL

L1 Capital International Fund

Monthly Report | APRIL 2023

Fund Information

Name	L1 Capital International Fund
Portfolio Management	David Steinthal, Chief Investment Officer
Types of investments	Listed securities globally. Developed market focus. No shorting, no leverage
Number of investments	20 to 40
Cash weighting	0% to 25%
Minimum initial investment	\$25,000
Hedging	Unhedged
Structure	Unit Trust
Domicile/Currency	Australia/AUD
Inception	1 March 2019
Management Fee	1.2% p.a. inclusive of GST and RITC
Expenses	Nil (included in Management Fee)
Benchmark	MSCI World Net Total Return Index in AUD
Performance Fee	15% over Benchmark, subject to any underperformance being recouped*
High Watermark	Yes
APIR / ISIN	ETL1954AU / AU60ETL19543
Platform Availability	Asgard, Australian Money Market, BT Panorama, Hub24, Macquarie Wrap, Mason Stevens, MLC, Netwealth, North, Powerwrap, Praemium

Contact us

Head of Distribution

Chris Clayton | cclayton@L1.com.au | +61 3 9286 7021

Researchers

Aman Kashyap | akashyap@L1.com.au | +61 477 341 403

Advisors

Alexander Ordon | aordon@L1.com.au | +61 413 615 224

Alejandro Espina | aespina@L1.com.au | +61 423 111 531

Private Clients

Edward Vine | evine@L1.com.au | +61 412 525 390



**L1 CAPITAL
INTERNATIONAL**

Level 32, 1 Farrer Place
Governor Phillip Tower
Sydney, NSW 2000

Email info@L1international.com

www.L1International.com

L1 Capital International overview

L1 Capital International is an independent active manager of global equities established as a joint venture with L1 Capital. We apply a detailed investment process built on a fundamental assessment of quality and value. We aim to deliver attractive risk-adjusted returns by investing in high quality companies that have favourable cashflow-based valuations in well-structured industries. Capital preservation over the investment horizon is central to our investment philosophy and process. We view risk as the potential for a permanent loss of capital as opposed to volatility in share prices. Additional information on L1 Capital International is available at www.L1International.com.

L1 Capital is a global investment manager with offices in Melbourne, Sydney, Miami and London. The business was established in 2007 and is owned by its senior staff, led by founders Raphael Lamm and Mark Landau. L1 Capital's clients include large superannuation funds, pension funds, asset consultants, financial planning groups, family offices, high net worth individuals and retail investors. Additional information on L1 Capital is available at www.L1.com.au.

Key service providers for the Fund are: Responsible Entity – Equity Trustees Limited, Fund Administrator and Fund Custodian – Apex Group, Fund Auditor – EY, Legal Advisor – Hall & Wilcox. There have been no changes to key service providers since the last report.

* There must be positive absolute performance (adjusted for distributions) in the performance period. Otherwise, positive relative performance carries forward to next Period.

Information contained in this publication

Equity Trustees Limited ('Equity Trustees') (ABN 46 004 031 298), AFSL 240975, is the Responsible Entity for the L1 Capital International Fund ARSN 631 094 141. Equity Trustees is a subsidiary of EQT Holdings Limited (ABN 22 607 797 615), a publicly listed company on the Australian Securities Exchange (ASX: EQT). This publication has been prepared by L1 Capital International Pty Limited (ACN 628 068 717), (an authorised representative (no. 1273764) of L1 Capital Pty Ltd (ACN 125 378 145, AFSL 314 302) and its officers and employees (collectively 'L1 International'), to provide you with general information only. In preparing it, we did not take into account the investment objectives, financial situation, or particular needs of any particular person. It is not intended to take the place of professional advice and you should not take action on specific issues in reliance on this information. Neither L1 International, Equity Trustees nor any of its related parties, their employees or directors, provide any warranty of accuracy or reliability in relation to such information or accepts any liability to any person who relies on it. All performance numbers are quoted after fees. Past performance should not be taken as an indicator of future performance. You should obtain a copy of the Product Disclosure Statement before making a decision about whether to invest in this product.

Copyright

Copyright in this publication is owned by L1 International. You may use this information in this publication for your own personal use, but you must not (without L1 International's consent) alter, reproduce or distribute any part of this publication, transmit it to any other person or incorporate the information into any other document.